







Women's Health Nurse Practitioner Assessment: Abnormal Vaginal Bleeding

BLEEDING CHART

NAME		DATE:								
PADS		DAY 1	DAY 2	DAY 3	DAY 4	DAY 5	DAY 6	DAY 7	DAY 8	
1										
5										
20										
TAMPONS		DAY 1	DAY 2	DAY 3	DAY 4	DAY 5	DAY 6	DAY 7	DAY 8	
1										
5										
20										
DAILY SCORE										

TOTAL SCORE:

IF SCORE OF >185 THEN LIKELIHOOD OF MENSTRUAL BLOOD LOSS = 80ML/CYCLE IS INCREASED.

Janssen, CA et al: A simple visual assessment technique to discriminate between menorrhagia and normal menstrual loss. *Obstetrics and Gynaecology*85:977-982, 1995.